



# Analysis of Grants to Israeli NGOs: 2012-2016

*June 2018*

NGO Monitor's mission is to provide information and analysis, promote accountability, and support discussion on the reports and activities of NGOs claiming to advance human rights and humanitarian agendas.

10 Yad Harutzim St.  
Jerusalem, Israel 9342148  
Tel: +972-2-566-1020  
Fax: +972-77-511-7030  
[mail@ngo-monitor.org](mailto:mail@ngo-monitor.org)  
[www.ngo-monitor.org](http://www.ngo-monitor.org)

Institute for NGO Research (#580465508 ע"ר)  
Organization in Special Consultative Status with the UN Economic and Social Council since 2013  
© 2018 NGO Monitor. All rights reserved.



Note: All grant details in this report are taken directly from publicly available annual report submissions to the Israeli Registrar of Non-Profits (a department of the Ministry of Justice). No changes were made to the sums. A number of the NGOs list the same donors with slightly different names. In order to create an accessible and understandable database, NGO Monitor adjusted some of these entries to establish uniformity. For this reason we have also corrected typos and other spelling mistakes.

## INTRODUCTION

Given the central role played by politicized non-governmental organizations (NGOs) in the public human rights discourse, transparency in NGO funding is required in order to bolster informed debate. The following analysis presents all grants reported annually by 39 Israeli NGOs in the years 2012-2016, organizing data according to the amount of the grant, the identity of the donor, the source of the grant (private, governmental, or non-transparent/ unclear) and whether the donor is recognized as a government or from church groups. ([For the full list of grants see here.](#))

## SUMMARY OF FINDINGS

- In 2012-2016, the 39 NGOs received a total of NIS 515,804,616. Of this, 60.1% (NIS **310,032,692**) came from governments (through direct and indirect funding) and 39.87% (NIS **205,686,924**) from private donors. 0.02% (NIS 85,000) of NGO funding sources were unclear.
- Of the 39 groups examined, 28 receive more than 50% of their funding from governments. The three NGOs receiving the highest share of foreign government funding are Akevot (100%), Terrestrial Jerusalem (99.66%), and Who Profits (94.49%).
- 25 governmental and intergovernmental entities – including the EU, UN, and the Human Rights and International Humanitarian Law Secretariat (see below) – fund these 39 Israeli NGOs. Germany is the largest donor, providing NIS 49,879,443, followed by the EU and Norway.
- Of the NIS 205,686,924 in private funding provided to NGOs, the New Israel Fund (NIF) provides 13%, Sigrid Rausing Trust 10%, Open Society Institute 7%, Amnesty International 6%, Moriah Fund 4%, Social Justice Fund 2.59%, Rockefeller Brothers Foundation 2%, and the Galilee Foundation 2%.
- 20% of the total funding (NIS 101,099,846) is donated by Christian groups (churches and Christian humanitarian aid organizations). Most of these institutions receive large sums of government funding. A further 1.7% of total donations was provided by private religious institutions and/or individuals.
- A large percentage of the government-funded church bodies are themselves involved in anti-Israeli campaigns abroad, including BDS, lawfare, and other delegitimization campaigns against Israel.

## TWO PRIMARY DONOR TYPES

### Government Funders

- **Foreign governments:** Many Western countries see the promotion and upholding of human rights and providing of humanitarian aid as part of their foreign policy priorities. Funding for these purposes is channeled through embassies, foreign ministries, ministries of international aid and development, consulates, and other aid agencies and programs.
- **Regional/international bodies:** The EU, UN, and the Human Rights and International Humanitarian Law Secretariat<sup>1</sup> are fully funded by governments and have their own disbursement mechanisms for human rights and humanitarian aid purposes. These institutions generously fund Israeli NGOs.
- **Indirect government funding:** Governments provide hundreds of millions of euros per year to external bodies, including humanitarian aid organizations, Christian groups, and various funds and foundations. These funds are then distributed to NGOs with the goals of promoting human rights and providing humanitarian aid. In certain cases, these entities are funded almost entirely by governments.

### Private Funding

- **Private foundations:** Some non-profits that provide funds to NGOs have their own endowments, from which they disburse funds according to their objectives; others serve as a conduit for donations from private individuals.
- **Private donors:** Private individuals in Israel and abroad (including bequests) also directly donate to Israeli NGOs.

## METHODOLOGY

The NGOs examined in this report are:

- Politically active in the Arab-Israeli conflict.
- Registered in Israel as a non-profit association (*Amuta*) or as a corporation for the public benefit, and therefore report their income annually.
- Conduct a considerable part of their activities abroad, including lobbying the ICC to prosecute Israeli officials and/or the State; lobbying the EU, US and UN (for example, involved in the Goldstone Report following the 2008-2009 Gaza war and/or the Schabas/Davis Report following the 2014 Gaza war); and participate and lead other delegitimization campaigns against Israel.

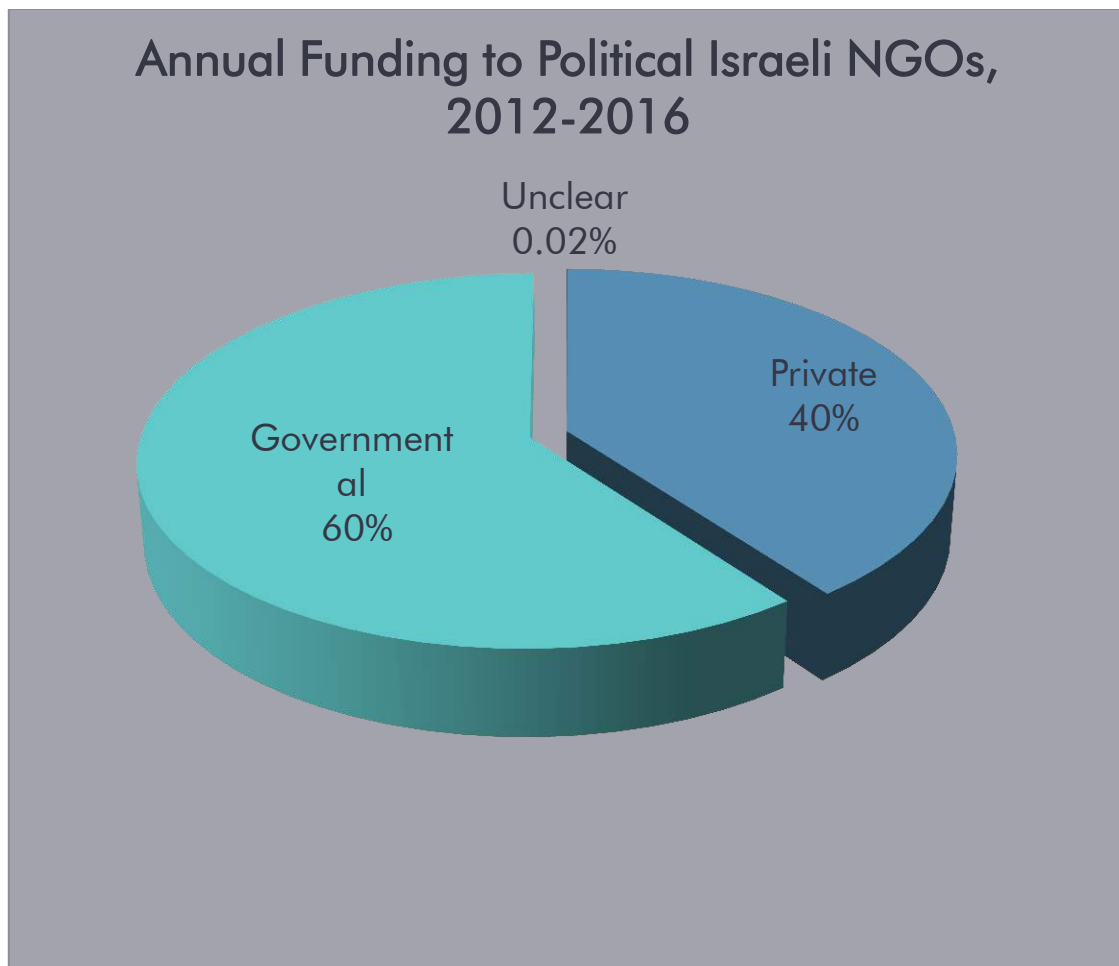
---

<sup>1</sup> The Human Rights and International Humanitarian Law Secretariat was a joint government funding mechanism of Sweden, Switzerland, Denmark, and the Netherlands. This report defines this body joint government funding mechanism foreign entity, similar to the EU and UN. There will be no further grants made via the Secretariat following the end of year 2018.

**Table 1- NGOs Analyzed Per Year (According to Above Methodology)**

Year	NGOs Analyzed Per Year
2016	39
2015	39
2014	39
2013	36
2012	36

**Chart 1**



## Chart 2 – Donations to NGOs: Government, Private, and Unclear Funding

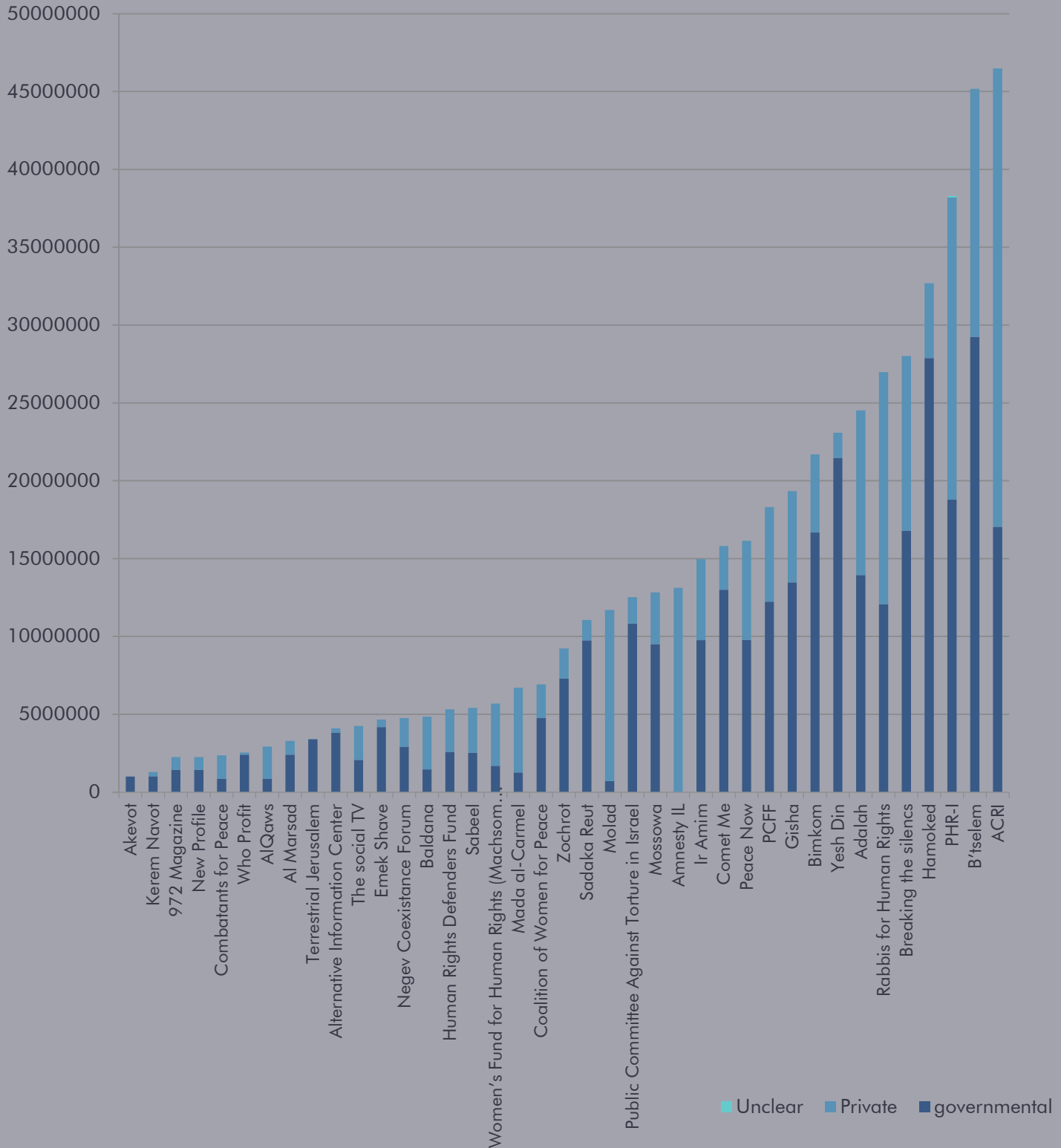


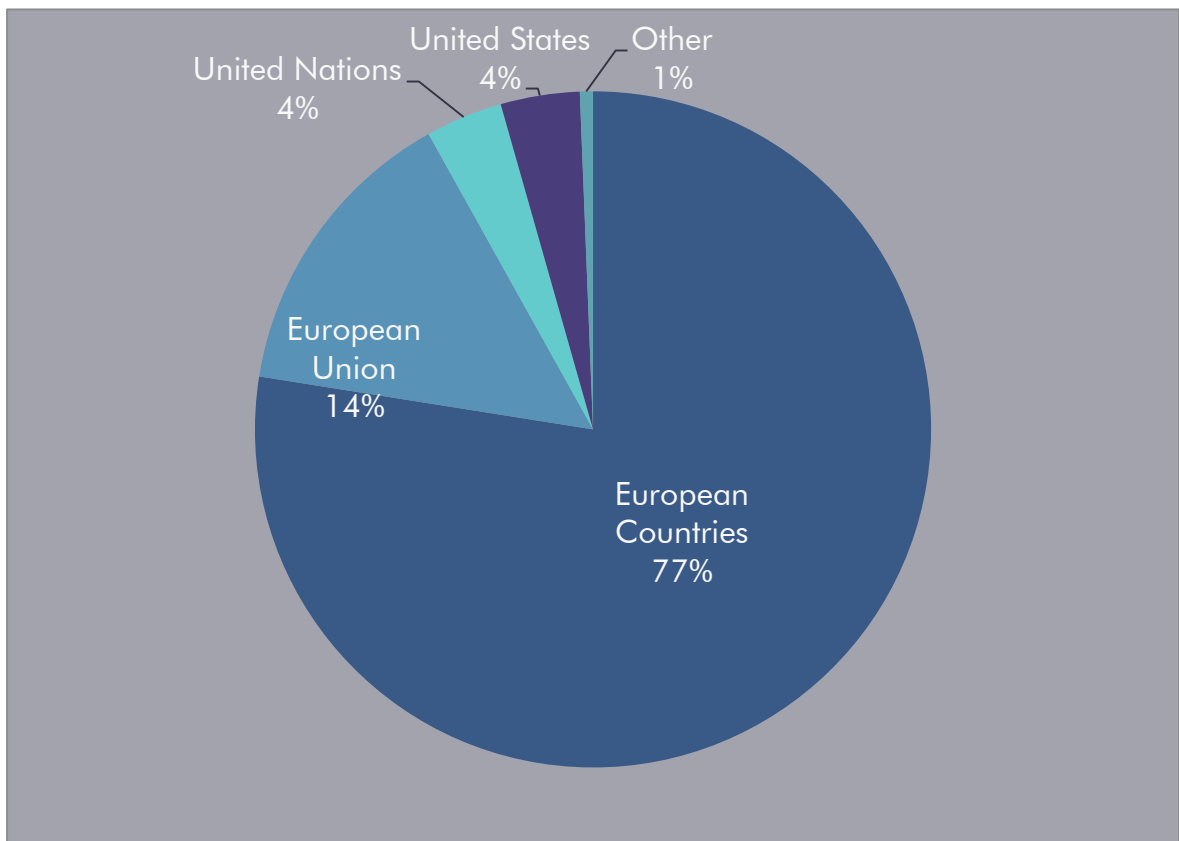
Table 2- Funding to Israeli NGOs, 2012-21016

NGO	Government (NIS)	Private (NIS)	Total (NIS)	Unclear
<a href="#">ACRI</a>	17,048,048 (36.7%)	29,435,161 (63.3%)	46,483,209	0
<a href="#">B'Tselem</a>	29,232,190 (64.7%)	15,936,574 (35.3%)	45,168,764	0
<a href="#">PHR-I</a>	18,783,000 (49.1%)	19,417,000(50.9%)	38,285,000	85,000
<a href="#">Hamoked</a>	4805536(14.7%)	27,879,810(85.3%)	32685346	0
<a href="#">Breaking the Silence</a>	16,779,889 (59.9%)	11,230,707(40.1%)	28,010,596	0
<a href="#">Rabbis for Human Rights</a>	12,060,771 (44.7%)	14,912,485(55.3%)	26,973,256	0
<a href="#">Adalah</a>	13,944,347 (56.9%)	10,571,423( 43.1%)	24,515,770	0
<a href="#">Yesh Din</a>	21,455,110 (92.9%)	1,627,737 (7.1%)	23,082,847	0
<a href="#">Bimkom</a>	16,677,914 (76.8%)	5,027,140 (23.2%)	21,705,054	0
<a href="#">Gisha</a>	5,871,928(30.4%)	13,466,218(69.6%)	19,338,146	0
<a href="#">PCFF</a>	6076100(33.2%)	12,238,629(66.8%)	18,314,729	0
<a href="#">Peace Now</a>	9,777,423 (60.6%)	63,60,748(39.4%)	16,138,171	0
<a href="#">Comet Me</a>	13,000,619 (82.3%)	2,800,973(17.7%)	15,801,592	0
<a href="#">Ir Amim</a>	9,764,010 (65.3%)	5,195,614 ( 34.7%)	14,959,624	0
<a href="#">Amnesty IL</a>	0 (0%)	13,123,255 (100%)	13,123,255	0
<a href="#">Mossowa</a>	9,506,378 (74.1%)	3,322,500 (25.9%)	12,828,878	0
<a href="#">Public Committee Against Torture in Israel</a>	1686513(13.5%)	10,835,682(86.5%)	12,522,195	0
<a href="#">Molad</a>	707,147 (6%)	10,990,434 ( 94%)	11,697,581	0
<a href="#">Sadaka Reut</a>	9,751,033 (88.2%)	1,305,551 (11.8%)	11,056,584	0
<a href="#">Zochrot</a>	1937950(21.0%)	7,292,276(79.0%)	9,230,226	0
<a href="#">Coalition of Women for Peace</a>	4,758,914 (68.7%)	2,170,175(31.3%)	6,929,089	0
<a href="#">Mada al-Carmel</a>	1,253,783 (18.7%)	5,460,570 (81.3%)	6,714,353	0
<a href="#">Women's Fund for Human Rights (Machsom Watch)</a>	1,694,392 (29.7%)	3,994,785(30.3%)	5,689,177	0
<a href="#">Sabeel</a>	2,529,009 (46.7%)	2,884,940 (53.3%)	5,413,949	0
<a href="#">Human Rights Defenders Fund</a>	2725850(51.3%)	2,594,914 (48.7%)	5,320,764	0
<a href="#">Baldana</a>	3,398,565(70.1%)	1,452,083 (29.9%)	4,850,648	0
<a href="#">Negev Coexistence Forum</a>	2,912,218 (61.3%)	1,835,872 (38.7%)	4,748,090	0
<a href="#">Emek Shave</a>	4,172,547 (89.4%)	497,022 ( 10.6%)	4,669,569	0
<a href="#">The social TV</a>	2188623(51.5%)	2,062,618 (48.5%)	4,251,241	0
<a href="#">Alternative Information Center</a>	274087(6.7%)	3,826,856( 93.3%)	4,100,943	0
<a href="#">Terrestrial Jerusalem</a>	11618(0.3%)	3,403,788 (99.7%)	3,415,406	0
<a href="#">Al Marsad</a>	2,398,790 (72.9%)	893,145 (27.1%)	3,291,935	0
<a href="#">AlQaws</a>	853,387 (29.2%)	2,067,992 (70.8%)	2,921,379	0
<a href="#">Who Profit</a>	2,399,708 (94.5%)	140,032 (5.5%)	2,539,740	0
<a href="#">Combatants for Peace</a>	865,988(36.7%)	1,492,970 (63.3%)	2,358,958	0
<a href="#">New Profile</a>	1,434,963 (63.6%)	821,810(36.4%)	2,256,773	0
<a href="#">+972 Magazine</a>	282,442 (13.3%)	1,841,757(86.7%)	2,124,199	0
<a href="#">Kerem Navot</a>	273127(21.2%)	1,017,167(78.8%)	1,290,294	0
<a href="#">Akevot</a>	997,286 (100%)	0 (0%)	997,286	0
<b>Total</b>	<b>310,032,692 (60.1%)</b>	<b>205,686,924 (39.8%)</b>	<b>515,804,616</b>	<b>85,000</b>

**Table 3- Government and International Organizations Funding to Israeli NGOs, 2012-2016**

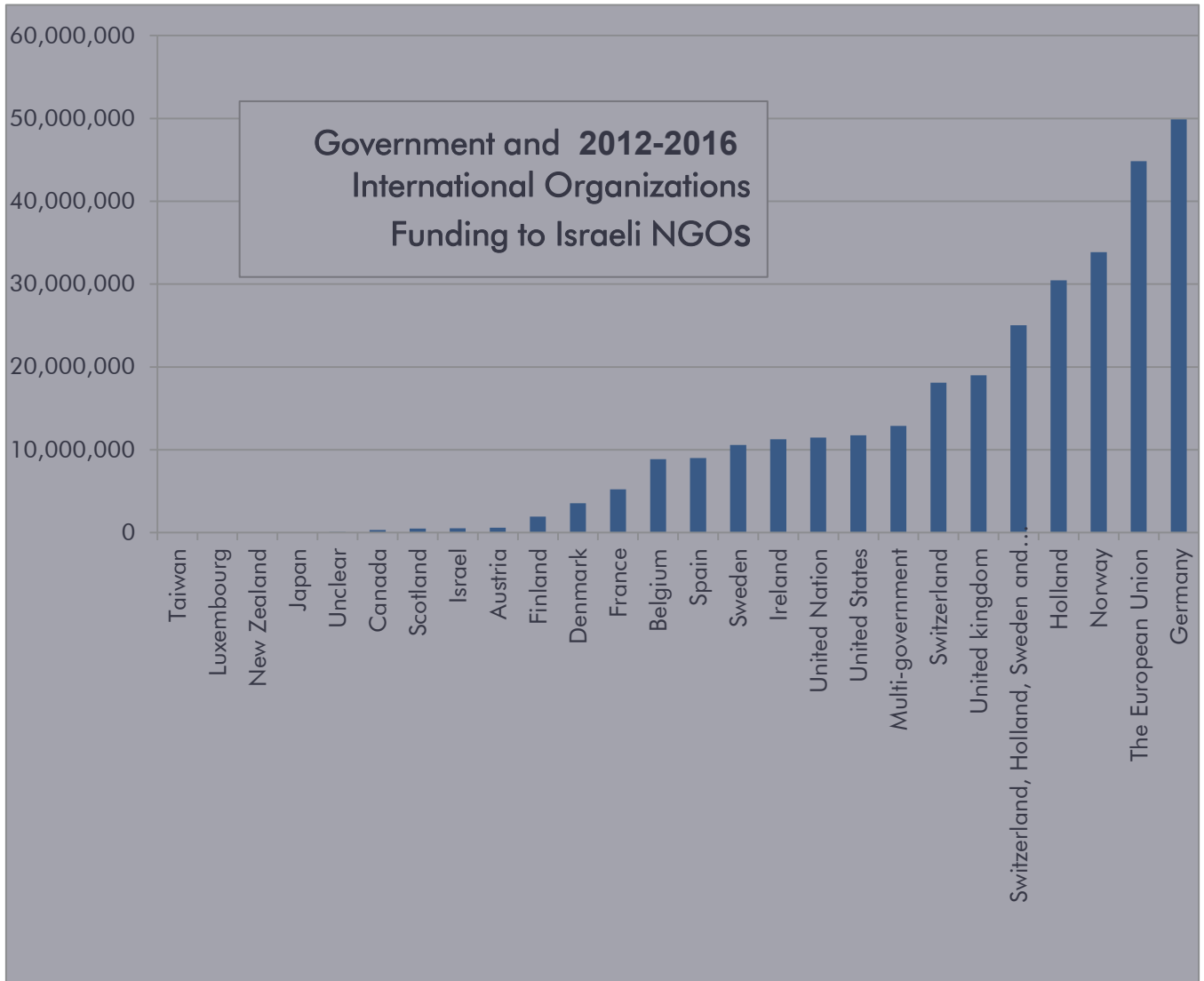
Government/International Organizations	Amount (NIS)
Europeans countries	<b>241,065,234</b> (77.5%)
European Union	45,044,122 (14.4%)
United States	11,760,571 (3.77%)
United Nations	11,466,826 (3.68%)
Other (Canada, Israel, New Zealand, among others)	1,948,021 (0.62%)
<b>Total</b>	<b>311,284,774</b>

**Chart 3: Government and International Organizations Funding to Israeli NGOs, 2012- 2016**





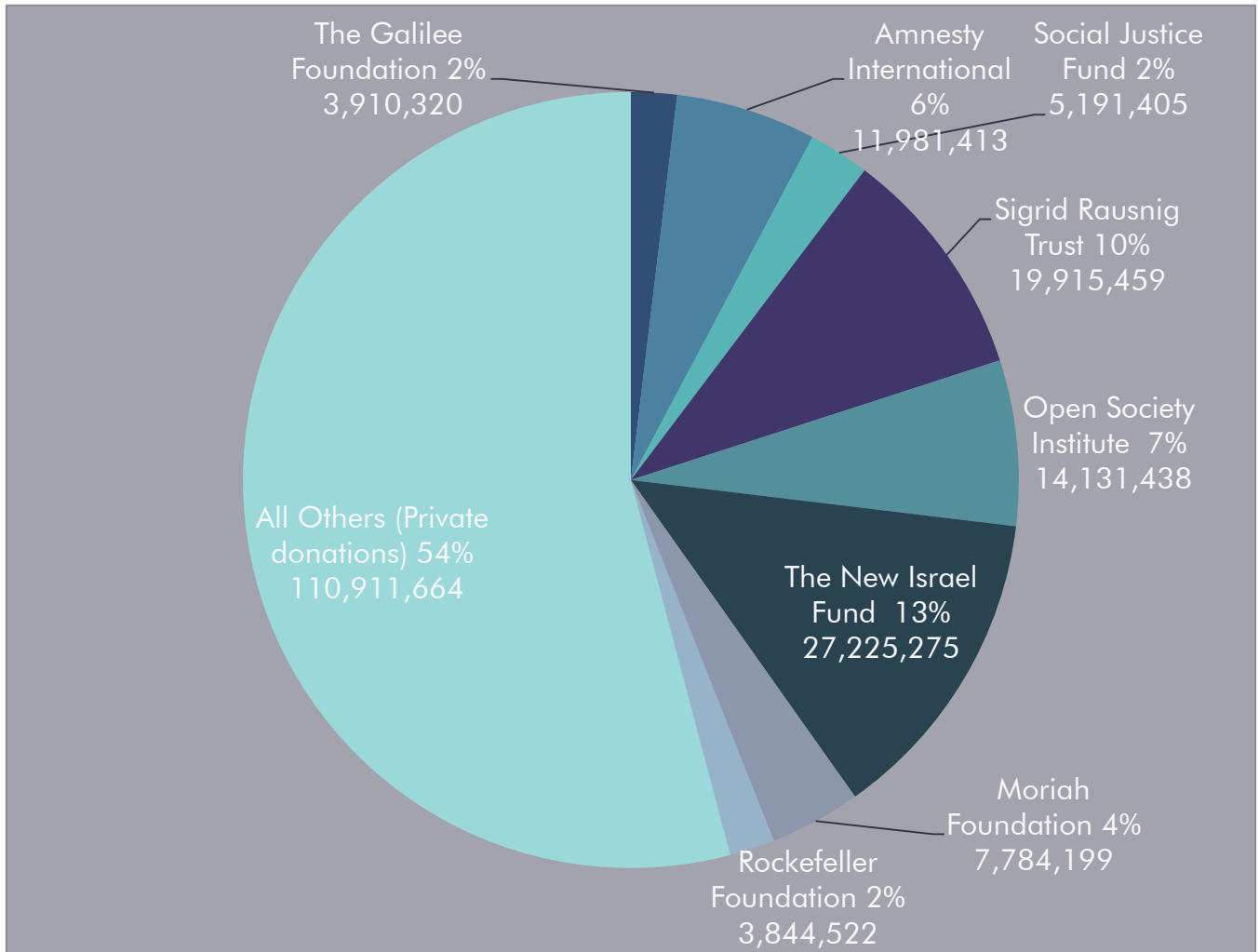
## Government Funding to Israeli NGOs: Chart 4



### Table 4 – Government Funding to Israeli NGOs

Country / International Body	Total
Germany	49,688,588
European Union	45,044,122
Norway	33,851,900
The Netherlands	30,443,364
Human Rights and International Humanitarian Law Secretariat (Switzerland, the Netherlands, Sweden, and Denmark)	25,016,556
United Kingdom	18,974,586
Switzerland	18,087,482
Multiple Governments	12,878,865
United States	11,760,571
United Nations	11,466,826
Ireland	11,257,925
Sweden	10,591,131
Spain	8,996,940
Belgium	8,860,470
France	5,216,877
Denmark	3,556,257
Finland	1,942,114
Austria	600,864
Israel	530,181
Scotland	485,360
Canada	307,699
Unclear	87,069
Japan	52,719
New Zealand	22,098
Luxembourg	20,830
Taiwan	3,872
<b>Total</b>	<b>309,745,266</b>

## Private Funding to Israeli NGOs: Chart 5



**Table 5- Private Funding to Israeli NGOs**

Foundation	Total (NIS)
New Israel Fund	27,225,275 (13%)
Sigrid Rausnig Trust	19,915,459 (10%)
Open Society Institute	14,131,438 (7%)
Amnesty International	11,981,413 (6%)
Moriah Foundation	7,784,199 (4%)
Social Justice Fund	5,191,405 (2%)
Galilee Foundation	2% -3,910,320 (2%)
Rockefeller Foundation	3,844,522 (2%)
Other	111,990,319 (54%)
<b>Total</b>	<b>205,974,350</b>