

January 2016

Analysis of grants to Israeli NGOs, annual reports 2012-2014

All of the details on the grants in this report were taken directly from publicly available submissions to the Israeli Registrar of Non-Profits (a department of the Ministry of Justice), and no changes were made to the sums. Some NGOs list the same donors with slightly different names; in order to create an accessible and understandable database, NGO Monitor adjusted some entries to establish uniformity. For this reason we have also corrected typos and other spelling mistakes.

In light of the central role played by politicized NGOs in public discourse regarding human rights, an informed debate on their activities requires transparency in their funding. The following analysis presents all the grants that were reported annually by 27 Israeli NGOs in the years 2012-2014, and sorts the data according to donor type (private, government and unclear), while also identifying funding originating from church groups. ([For the full list of grants click here.](#))

Main findings:

- In 2012-2014, the 27 NGOs received a total sum of **NIS 261,122,525** in grants and donations. 65% (NIS 169,728,500) from governments (through direct and indirect funding) and 34% (NIS 88,695,690) from private donors and foundations, while the source remained unclear for the remaining 1% (NIS 2,698,335).
- Of the 27 groups examined, 20 receive more than 50% of their funding from governments. The three NGOs receiving the highest share of foreign government funding are Yesh Din (93.5%), Terrestrial Jerusalem (91.2%), and Emek Shaveh (90.2%).
- Twenty-one governmental and intergovernmental entities fund Israeli NGOs (this includes funding by the EU, UN and the Human Rights and International Humanitarian Law Secretariat- see below). The EU is the largest donor, providing NIS 28 million, followed by Norway and Germany.
- Of NIS 88,695,690 received in private funding, leading foundations are the Sigrid Rausing Trust (14%), the New Israel Fund (12%), the Open Society Institute (7%), the Moriah Fund (4%), the Social Justice Fund (3%), and the Rockefeller Brothers Foundation (2%).¹
- 19% (NIS 50,325,109) of the funding is donated by Christian groups (churches or Christian humanitarian aid organizations). Most of these institutions receive large sums of government funding. 5% of donations were given by private religious institutions and/or donors.

¹ For more information on these foundations see: <http://www.ngo-monitor.org>.

Funding is generally granted by two types of donors:

Government Funders

- **Foreign governments:** Many Western countries see the promotion and upholding of human rights and providing of humanitarian aid as part of their foreign policy. Funding for these purposes is channeled through embassies, foreign ministries, departments and ministries of international aid and development, consulates, and aid agencies and programs.
- **Regional/international bodies:** The EU, UN, and the Human Rights and International Humanitarian Law Secretariat² are fully funded by governments and have their own disbursement mechanisms for human rights and humanitarian aid purposes, which generously fund Israeli NGOs.
- **Indirect government funding:** Governments provide sums estimated in the range of hundreds of millions of euros per year to external bodies, including humanitarian aid organizations, Christian groups, and various funds and foundations for the non-governmental groups to promote human rights and humanitarian aid. In certain cases, these entities are also funded almost entirely by governments.

Private Funding

- **Private foundations:** Some non-profits that provide funds to NGOs have their own endowments, from which they disburse according to their objectives; others serve as a conduit for donations from private individuals.
- **Private donors:** Private individuals in Israel and abroad (including bequests) also directly donate to Israeli NGOs.

Due to unclear, partial, and misspelled reporting, initially NGO Monitor could definitively categorize only 68% of the grants listed in the annual reports. After intensive research and crosschecking, NGO Monitor has succeeded in categorizing 99% of donors as either private or governmental.

Methodology

The NGOs examined meet **all** of the following criteria:

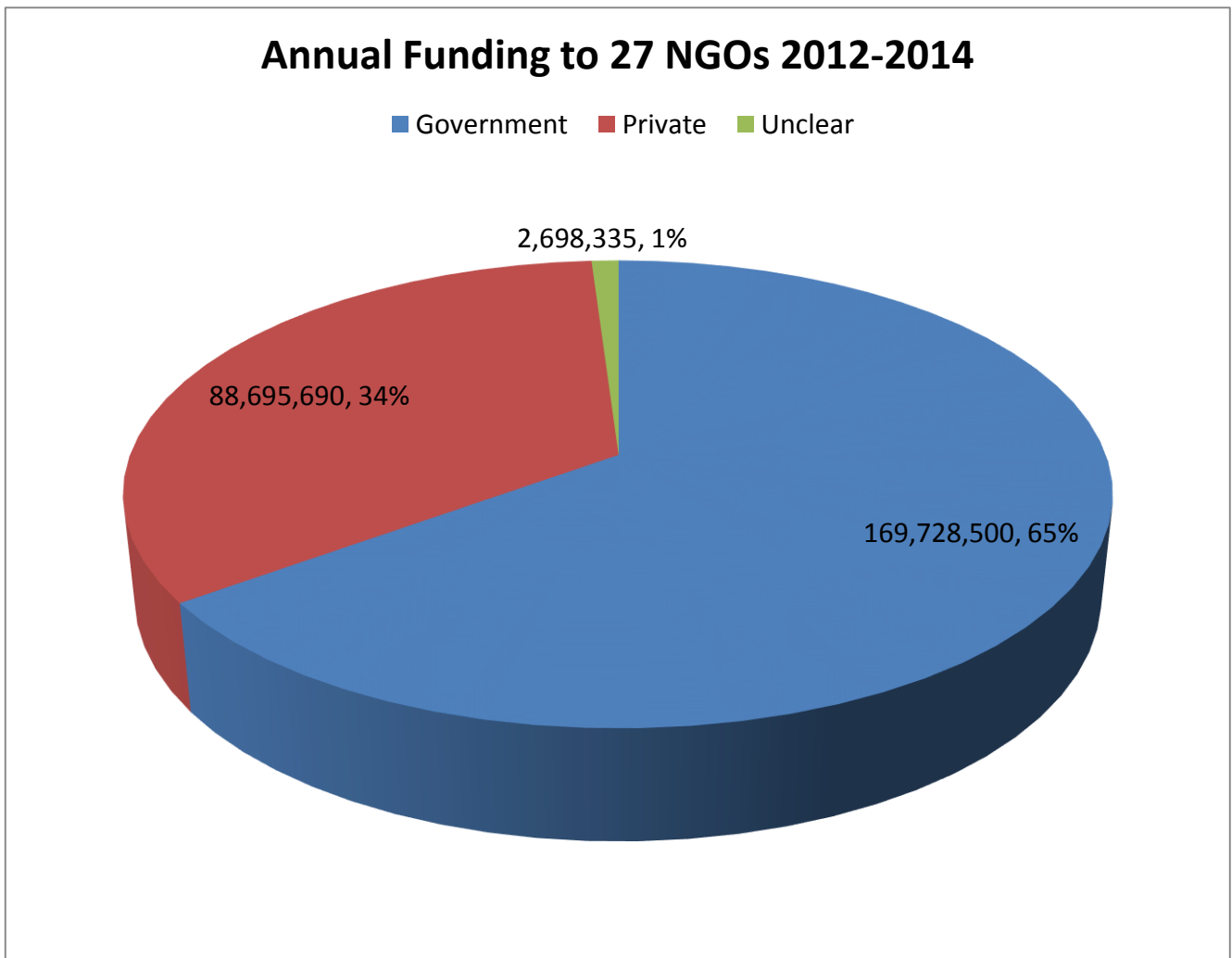
- Politically active in the Arab-Israeli conflict.
- Registered in Israel as a non-profit association (*Amuta*) or as a corporation for the public benefit, and report their income annually.
- Received at least one (direct or indirect) grant from a foreign government.
- Conduct a considerable part of their activities abroad, including: involvement in the Goldstone Report (following the 2008-2009 Gaza

² “The Human Rights and International Humanitarian Law Secretariat” is a joint government funding mechanism of Sweden, Switzerland, Denmark and Netherlands. This report defines this body as a separate foreign entity, similar to the EU and UN.

War); the Schabas/Davis Report (following the 2014 Gaza War); ICC campaigns; lobbying the EU, US and UN.

Alternative Data Sources: The vast majority of the grants and donations were taken from the annual reports as submitted by NGOs. In certain cases these reports were unavailable, and the data was taken from alternative sources such as quarterly or other submissions to the Israeli Registrar of Non-Profits.

Chart 1



Donations by NGOs

Chart 2

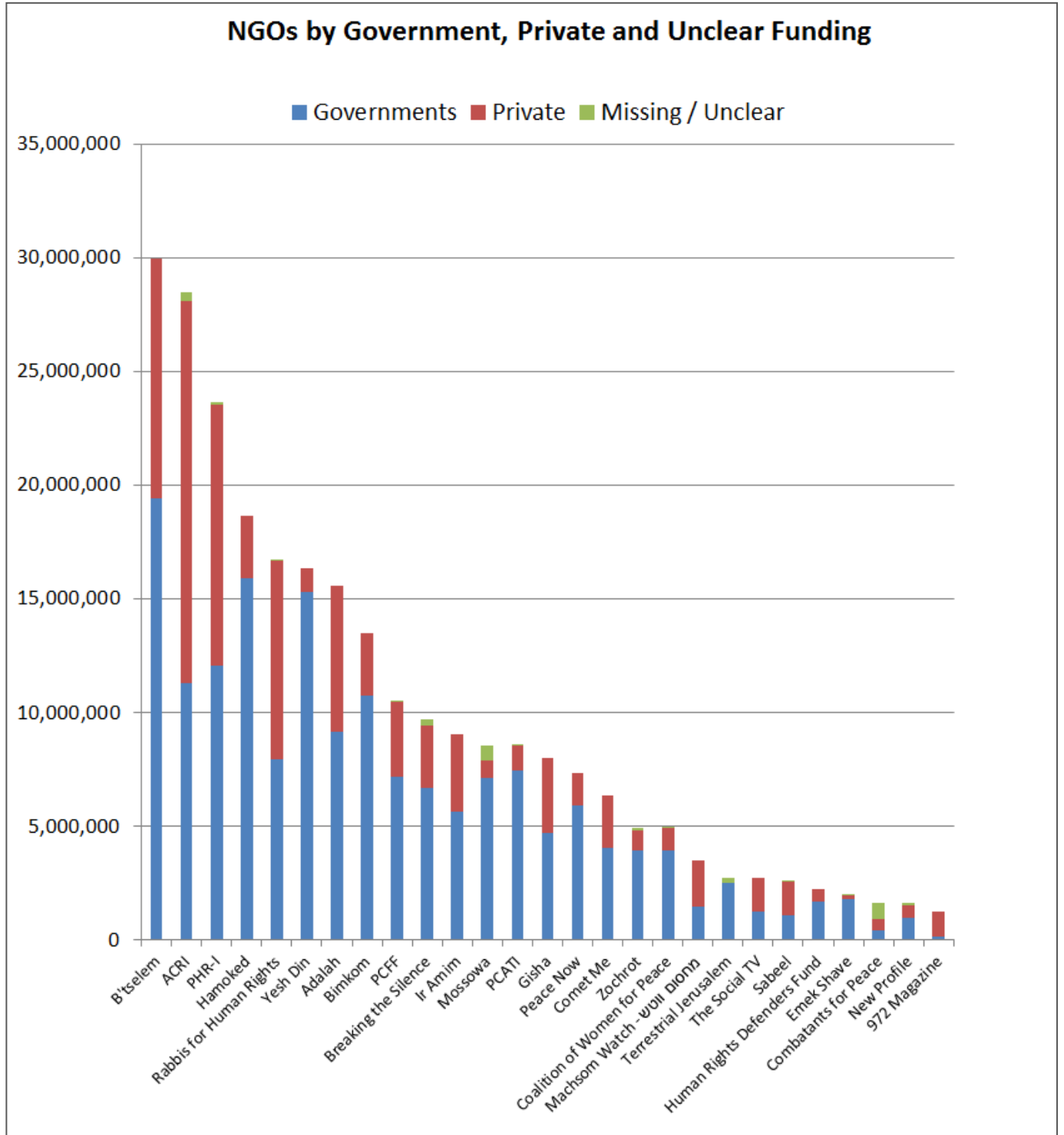


Table 1 – Numbers and Percentage by NGOs, in New Israeli Shekels

NGO	Government	Private	Unclear	Total
B'tselem	19,401,903 (64.7%)	10,562,839 (35.3%)		29,964,742
The Association for Civil Rights in Israel (ACRI)	11,284,904 (39.6%)	16,816,456 (59.1%)	375,001 (1.3%)	28,476,361
Physicians for Human Rights (PHR-I)	12,083,000 (51.1%)	11,477,000 (48.5%)	92,000 (0.4%)	23,652,000
HaMoked	15,927,680 (85.3%)	2,752,189 (14.7%)		18,679,869
Rabbis for Human Rights (RHR)	7,940,503 (47.6%)	8,716,862 (52.2%)	35,273 (0.2%)	16,692,638
Yesh Din	15,288,125 (93.5%)	1,056,714 (6.5%)		16,344,839
Adalah	9,178,632 (58.9%)	6,402,284 (41.1%)		15,580,916
Bimkom	10,735,990 (79.4%)	2,782,809 (20.6%)		13,518,799
Parents Circle	7,181,135 (68.1%)	3,288,342 (31.2%)	76,564 (0.7%)	10,546,041
Breaking the Silence	6,676,215 (68.8%)	2,738,195 (28.2%)	296,269 (3.1%)	9,710,679
Ir Amim	5,653,888 (62.6%)	3,380,290 (37.4%)		9,034,178
Mossowa	7,114,063 (83.0%)	798,165 (9.3%)	658,096 (7.7%)	8,570,324
The Public Committee against Torture (PCATI)	7,433,530 (87.0%)	1,096,340 (12.8%)	14,116 (0.2%)	8,543,986
Gisha	4,684,475 (58.5%)	3,329,556 (41.5%)		8,014,031
Peace Now	5,914,263 (80.6%)	1,420,896 (19.4%)		7,335,159
Comet ME	4,029,582 (63.2%)	2,343,279 (36.8%)		6,372,861
Zochrot	3,934,263 (80.0%)	880,367 (17.9%)	102,873 (2.1%)	4,917,503
Coalition of Women for Peace (CWP)	3,958,001 (80.5%)	948,967 (19.3%)	9,597 (0.2%)	4,916,565
Machsom Watch	1,448,559 (41.4%)	2,047,378 (58.6%)		3,495,937
Terrestrial Jerusalem	2,494,750 (91.2%)	11,618 (0.4%)	229,370 (8.4%)	2,735,738
The Social TV	1,225,884 (44.9%)	1,505,070 (55.1%)		2,730,954
Sabeel	1,080,919 (42.0%)	1,480,440 (57.5%)	14,493 (0.6%)	2,575,852
Human Rights Defenders Fund (HRDF)	1,664,307 (75.1%)	553,042 (24.9%)		2,217,349
Emek Shave	1,803,351 (90.2%)	149,447 (7.5%)	46,911 (2.3%)	1,999,709
Combatants for Peace	426,159 (26.1%)	505,067 (31.0%)	700,060 (42.9%)	1,631,286
New Profile	999,019 (62.8%)	543,909 (34.2%)	47,712 (3.0%)	1,590,640
972 Magazine	165,400 (13.0%)	1,108,169 (87.0%)		1,273,569
Total	169,728,500	88,695,690	2,698,335	261,122,525

Government Funding by Areas

Chart 3

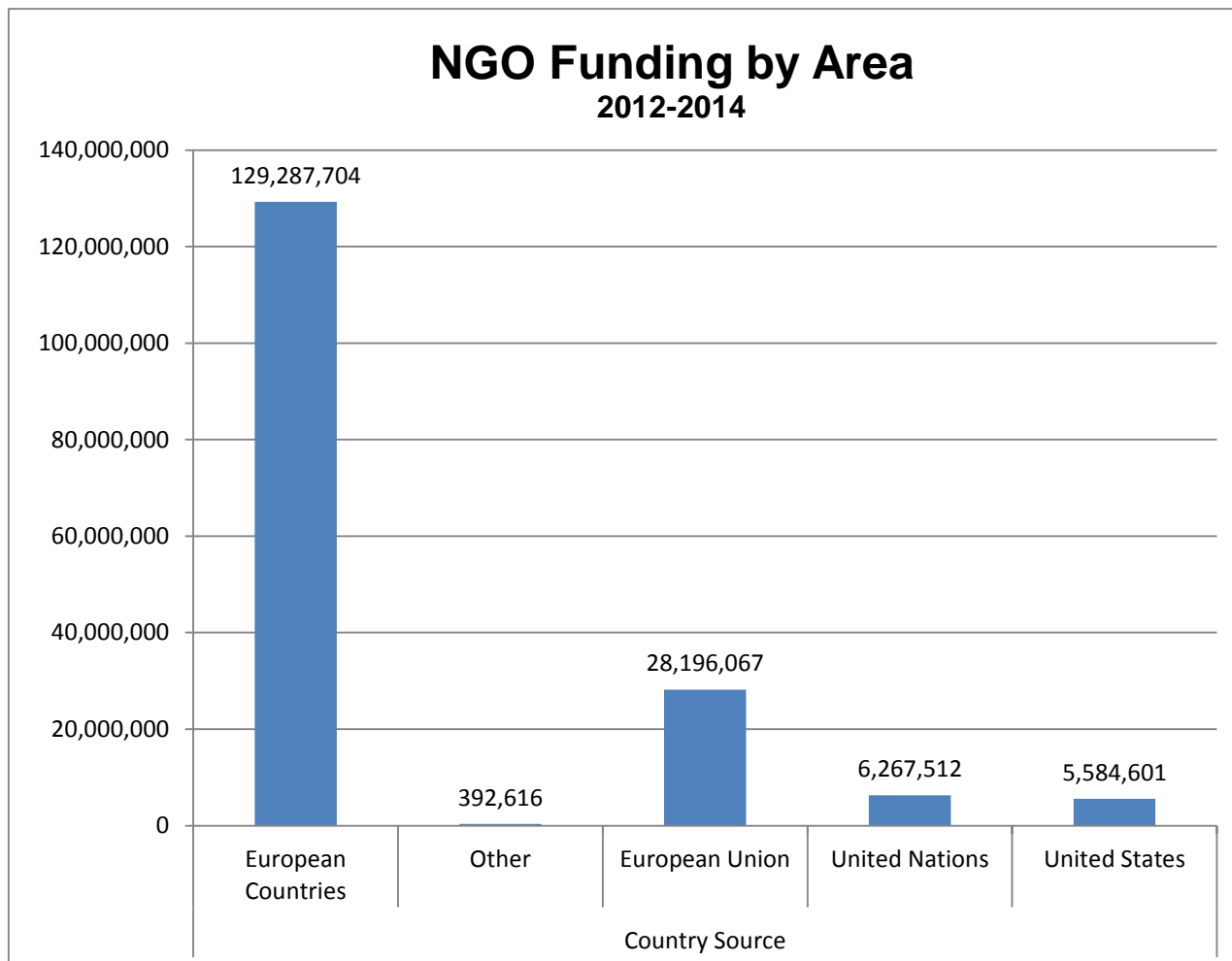


Table 2 – Funding by Areas

Funding by Areas/International Bodies	Total
Europeans States (Including outside the EU)	129,287,704
European Union	28,196,067
United Nations	6,267,512
United States	5,584,601
Other (Canada, Israel, New-Zealand etc')	392,616
Total	261,122,525

Government Funding by Countries / Bodies

Chart 4

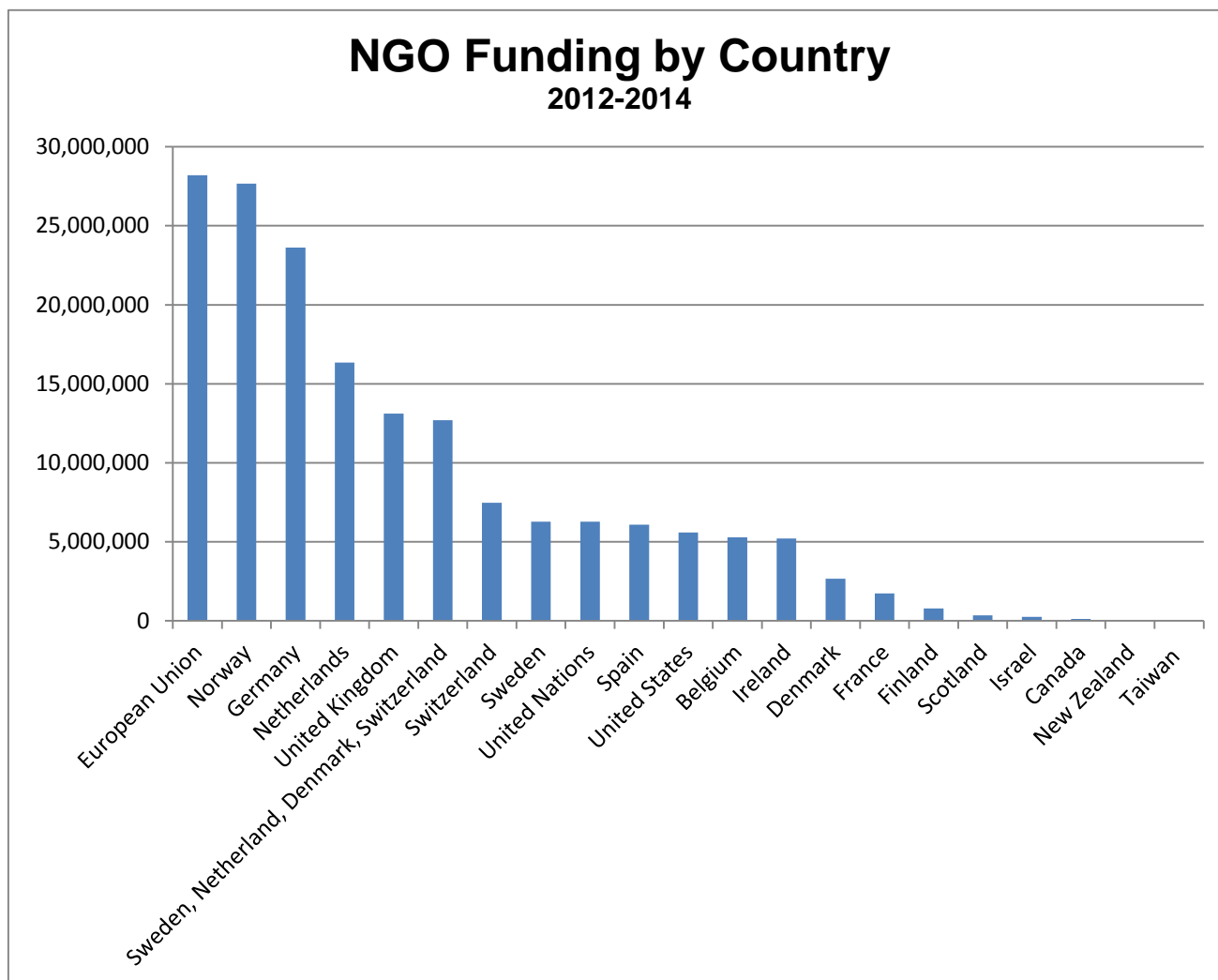
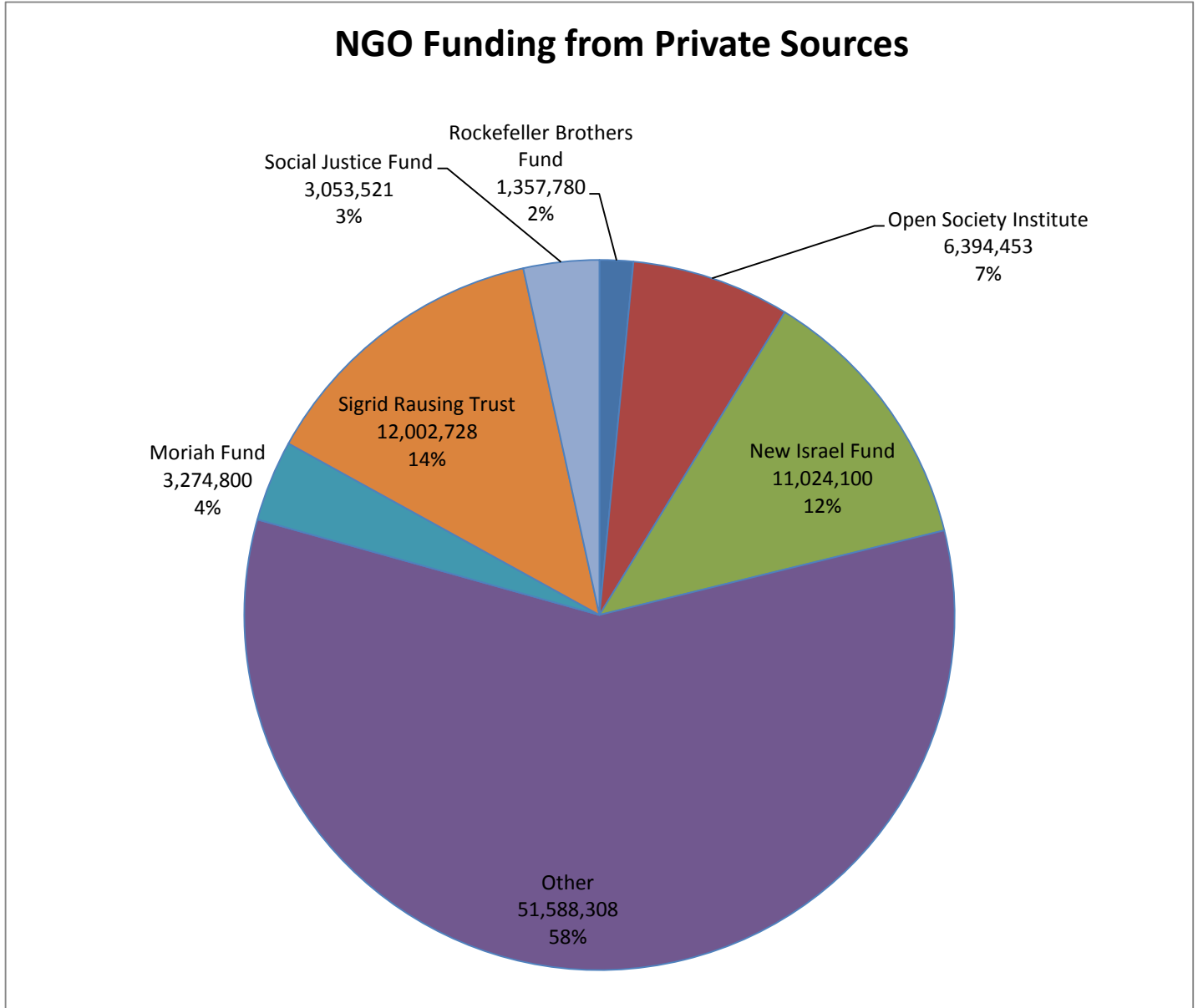


Table 3 – Government Funding by State in Descending order

Country / Body	Total	Country / Body	Total
European Union	28,196,067	Belgium	5,289,570
Norway	27,661,366	Ireland	5,204,617
Germany	23,618,655	Denmark	2,659,173
Netherlands	16,336,064	France	1,731,395
United Kingdom	13,105,574	Finland	794,615
Sweden, Netherlands, Denmark, Switzerland	12,701,003	Scotland	340,753
Switzerland	7,469,977	Israel	254,031
Sweden	6,281,553	Canada	112,615
United Nations	6,267,512	New Zealand	22,098
Spain	6,093,389	Taiwan	3,872
United States	5,584,601	Total	169,728,500

Private funding from 6 major funds

Chart 5



Church affiliated donors – Government and Private

Chart 6 – Churches

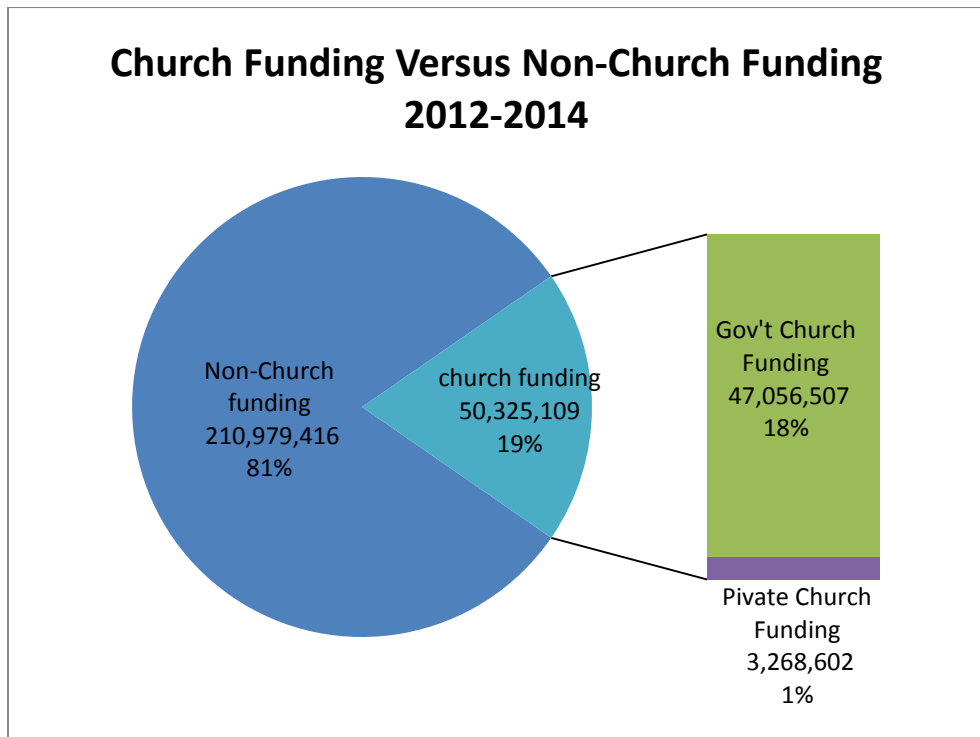


Table 5 – Government funded Church Aid societies

Church NGO	Government Donor	Total
EED	Germany	8,043,014
Bread for the World	Germany	4,885,616
Diakonia	Sweden	3,834,285
Christian Aid	United Kingdom	3,412,055
Misereor	Germany	3,081,553
HEKS EPER	Switzerland	3,055,242
Broederlijk Delen	Belgium	3,050,018
Cordaid	Netherlands	3,041,616
Dan Church Aid	Denmark	2,378,701
ICCO	Netherlands	1,997,130
Trocaire	Ireland	1,746,120
Catholic Relief Services	USA	1,575,386
Norwegian Church Aid	Norway	1,382,318
Kerk in Actie	Netherlands	1,037,497
CCFD	France	939,469
Dan Church Aid	Europe Union	779,609
ICCO & Kerk in Actie	Netherlands	777,599
CAFOD	United Kingdom	424,983
Church of Scotland	Scotland	340,753
The Swedish Church	Sweden	232,245
Caritas	Belgium	225,074
Finn Church Aid	Finland	189,273
Caritas	France	143,000
World Vision	USA	123,957
The United Church of Canada	Canada	112,615
Stichting Het Solidariets Fonds	Netherlands	70,579
Det Norske Menneskeretting Hetspond	Norway	69,800